

an illustRated
ORNAMENT SET



illustRated
CHILDREN'S MINISTRY



Copyright © 2018 Illustrated Children's Ministry, LLC. All rights reserved.

Illustration: Corby Ortmann

Editing: Rebekah Lowe

Writing: Jessica Hauser Brydon, Erika Marksbury

Founder: Adam Walker Cleaveland

illustratedchildrensministry.com

Email: icm@illustratedchildrensministry.com

Born in Racine, Wisconsin.

AN ILLUSTRATED ORNAMENT SET

As you take out your Christmas decorations from storage and set up your Christmas tree, we are thrilled you are making this Illustrated Ornament Set a part of your Christmas decor. An Illustrated Ornament Set provides you with an opportunity to read a brief reflection, color different pieces of the ornaments, put the pieces together to make the ornament, and have some conversations about each of the Advent week themes.

We find that some of the best conversations happen when you are just sitting around a table with friends or your children, coloring. We invite you to take time this Advent season to slow down and talk about HOPE, PEACE, JOY, LOVE and how GOD IS WITH US with your family, friends, or worshipping community as you create these five ornaments.

You may choose to make them as a family, in your children's ministries, or as part of an Advent church event. You may choose to display your ornaments on your Christmas tree or place them around your home as reminders of Jesus and the promise of God throughout the Advent and Christmas seasons. There are some instructions and photos on the next few pages, and we hope that you enjoy making your Illustrated Ornament Set.

As you use these resources in your ministry or your home, we would love to hear what was helpful and meaningful and what suggestions or comments you have for us. It is our desire to create quality resources for children's faith formation and we appreciate your comments and feedback.

You can always reach us at icm@illustratedchildrensministry.com or find us on the following social networks:

Facebook Page: facebook.com/IllustratedCM

Facebook Group: facebook.com/groups/IllustratedCM

Pinterest: pinterest.com/IllustratedCM

Twitter: twitter.com/IllustratedCM

Instagram: instagram.com/IllustratedCM

We also love to see photos and hear stories about how you are using our materials. When you are posting photos or comments online, please use the hashtag #anillustratedadvent or tag us in the photos so we can see them. That allows us to be part of the conversation and you to be part of our online community. Additionally, checking the hashtag on various social networks is also a great way to get see how other families and churches are creatively using our resources.

Blessings,

A handwritten signature in black ink that reads "Adam". The script is cursive and fluid, with the first letter 'A' being particularly large and stylized.

Adam Walker Cleaveland
Founder
Illustrated Children's Ministry, LLC.

INSTRUCTIONS

Creating your ornament set doesn't require many supplies. Feel free to get creative when you color/decorate your ornaments.

Supplies needed:

- The printout of the ornament pieces that you will be coloring—we recommend printing them out onto thick card stock paper if you can.
- A pair of scissors
- Tape and a glue stick
- Coloring pencils/crayons/markers
- Baker's twine/string/thread

Steps:

1. We recommend having your child/children color and decorate the ornament pieces first. If you have more than one child, you may want to print out a set for each child to make their own ornament set.
2. Once the ornament pieces have been colored and decorated, cut along the dotted line around each of the ornament pieces.
3. Fold each piece down the middle.
4. Use small rolls of tape or glue to adhere the inside halves of two of the ornament pieces, making sure they match evenly.
5. With the string, create a long loop, then glue or tape the bottom parts of the string into the center of the two pieces. Knot the loop at the top of the ornament.
6. Glue or tape the third ornament piece to the inside of the other blank halves.

PHOTO EXAMPLES

Step 1




Step 2



Step 3



Step 4



Step 5



Step 6



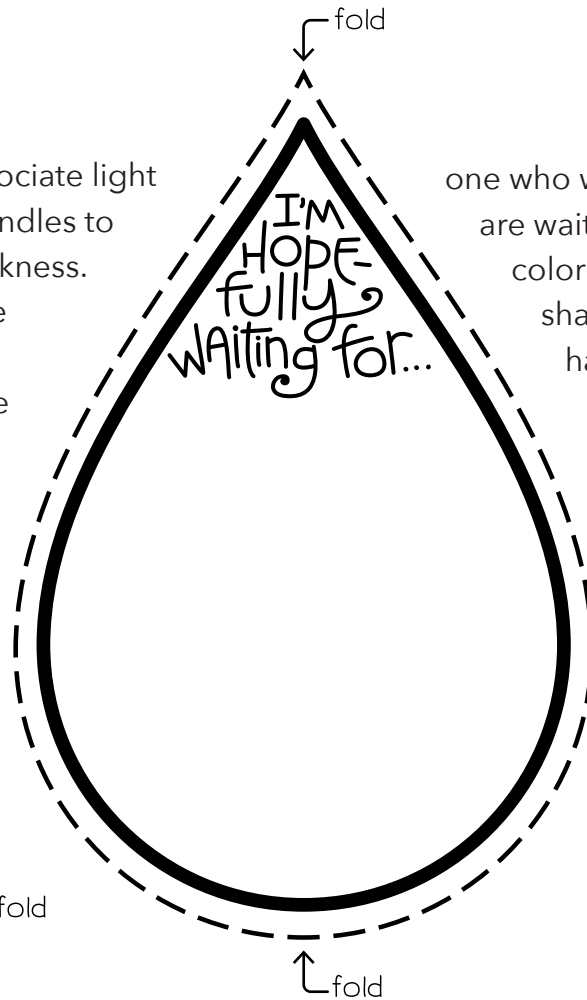
HOPE

During Advent, we associate light with Hope. We light candles to bring light into the darkness.

They remind us that we are waiting. But we are waiting with HOPE. The one we are waiting for is someone great! Someone who is wonderful, mighty, everlasting, and

one who will bring peace. We are waiting for Jesus. As you color in these ornaments, share about what you have hope for and how you hope-fully wait for it.


I'm hope-fully waiting for...



This page left intentionally blank.

PEACE

As we prepare for Christmas, we are called to prepare for the promise of Jesus. One of the ways we can be ready for Jesus is to practice being peacemakers in a world that so often resists acts of peace.




As you color in these ornaments, share about times you have seen someone make peace: maybe at your school, your neighborhood, or your church. Share stories about how you create and work toward peace.

I create peace when...




This page left intentionally blank.



JOY

Joy is a gift that comes from being connected to God and others. When you are connected to others that love you, you can feel joy in your body like a warm hug, even if you might






be having a bad day. As you color in these ornaments, talk about how joy is something we can practice and experience together through family conversations, worship services, or helping others, and share times you have experienced joy.

I have joy because...

This page left intentionally blank.

LOVE


There are so many ways to show love. Sometimes loving others means paying attention to them and listening to them. Other times, we love others when we respond to them so that they know we heard them, we believe them and



we care about them. As you color in these ornaments, share about times you showed love by listening, paying attention to, and believing someone who had a story to tell.


I show love when...

This page left intentionally blank.



GOD WITH US

It's strange, isn't it, that we wait for Jesus even though Jesus has already come? Each year we mark Jesus' arrival as a baby all over again - even though that's not how we mark any other "birthdays." Somehow our ancestors in



faith decided that it's important to remember, year after year, that God comes to us small, and in need of care, and counting on us. Jesus counts on our welcome and our compassion. As you color in these ornaments, share about the ways you celebrate Jesus at Christmas time.

I welcome Jesus when...

ABOUT THE AUTHORS

ERIKA MARKSBURY is Senior Pastor of the creative, welcoming First Baptist Church of McMinnville, Oregon, and mom to two exhausting, inspiring boys.

JESSICA HAUSER BRYDON is a Social Worker serving Early Childhood Programs in Muskegon County, Michigan, and is an ordained minister in the Presbyterian Church (USA). After earning her Master of Social Work degree from the University of Michigan and Master of Divinity from Princeton Theological Seminary, Jessica found herself in a variety of work situations that drew on her training in both disciplines. As one half of a clergy couple and parent to three children, Jessica has had both personal and professional experience helping her own family and many church families discover ways to be fully engaged in worship and faith communities.

ABOUT THE ILLUSTRATOR

CORBY ORTMANN is a digital illustrator and animator, whose work includes caricatures, graphic design, children's books, and animated commercials/music videos. He currently lives in Fargo, ND with his wife and daughter, who help him to step away from the art table every so often. You can find more of his work at www.corbyortmann.com.

ABOUT THE EDITOR

REBEKAH LOWE, a local of Kansas City, Southern California, and Austin, TX, earned a B.A. in Biblical Studies at Azusa Pacific University and served as the Director of Children's Ministry at Brentwood Presbyterian Church (USA) in Los Angeles, California. She is a parent to two amazing kids and resides in Austin, TX with her family.

ABOUT ICM'S FOUNDER

ADAM WALKER CLEVELAND is an artist, entrepreneur, pastor, pastor's spouse, and father of four (two living). Adam graduated from Princeton Theological Seminary with a Master of Divinity and a Master of Arts in Youth Ministry. As an ordained Teaching Elder in the Presbyterian Church (USA), Adam has served churches in Idaho, California, Oregon and Illinois. Adam is the founder of Illustrated Children's Ministry, LLC.